





# Apraava Energy Jhajjar Power Limited

## Bio-medical Waste Generation Data - 2023

| <br>Colour Code → | <br>Yellow | <br>Red | <br>Blue | <br>White | Total Weight |
|--|---|--|---|--|--------------|
| Waste Category →   | V & VI  | VII  | IV  | IV   | --           |
| Month ↓  |   |  |   |  |              |
| January  | 0.94  | 0.62   | 0.20  | 0.00   | 1.76         |
| February   | 1.08  | 0.68   | 0.00  | 0.00   | 1.76         |
| March  | 1.20  | 1.66   | 0.63  | 0.08   | 3.57         |
| April  | 1.37  | 1.32   | 0.38  | 0.01   | 3.08         |
| May  | 1.25  | 1.09   | 0.35  | 0.04   | 2.73         |
| June   |   |  |   |  | 0.00         |
| July   |   |  |   |  | 0.00         |
| August   |   |  |   |  | 0.00         |
| September  |   |  |   |  | 0.00         |
| October  |   |  |   |  | 0.00         |
| November   |   |  |   |  | 0.00         |
| December   |   |  |   |  | 0.00         |
| <b>Total Generation - 2023 (YTD)</b>   | <b>5.84</b>   | <b>5.37</b>  | <b>1.56</b>   | <b>0.13</b>  | <b>12.90</b> |
| <b>Monthly Average - 2023(YTD)</b>   | <b>1.17</b>   | <b>1.07</b>  | <b>0.31</b>   | <b>0.03</b>  | <b>1.07</b>  |

Note: 1. This data is displayed in the Website as per the Statutory Requirement under the Bio-Medical Waste Management Rules, 2016.

2. All the Bio-Medical Waste generated are disposed off to authorised Bio-Medical Waste Management agency as per Bio-Medical Waste Management Rules, 2016.

3. All the figures in the table are in kg.